POQUEMA - Ind. e Com. de Móveis Ltda. Rua Jurutau, 1400 - Fone/fax (43) 3303-3249
Parque Industrial II - CEP 83703-070 - Arapongas PR - assistência@poquema.com.br

PRODUTO: **ROUPEIRO 4P 2 GAVETAS** | **CÓDIGO :A937**

ASPECTO FINAL

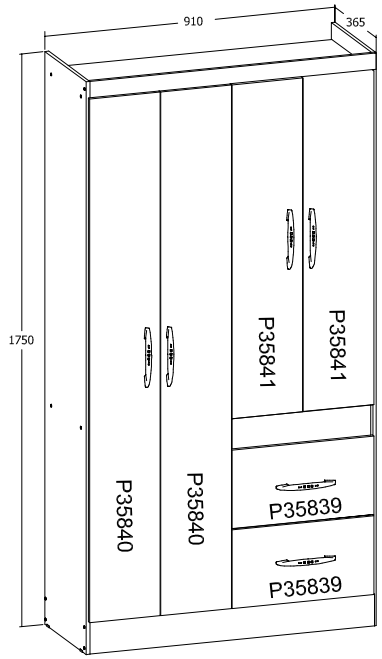

P0	NOME DA PEÇA / NAME OF PARTS	DIMENSÕES	QTD.
P35825	RODAPÉ FRONTAL / FRONT VIEW	880 X 100 X 12MM	1
P35826	RODAPÉ TRASEIRO / BACK VIEW	880 X 100 X 12MM	1
P35827	TRAVA RODAPÉ CENTRAL / CENTRAL SUPPORT	325 X 100 X 12MM	1
P35828	BASE / BASE	460 X 350 X 12MM	1
P35829	VISTA CENTRAL / CENTRAL VIEW	434 X 100 X 12MM	1
P35830	BASE INTER. & CHAPÉU / INTER. BASE & TOP	880 X 350 X 12MM	2
P35832	VISTA SUPEIROR / SUPERIOR VIEW	880 X 50 X 12MM	1
P35833	LATERAL DIREITA / RIGHT SIDE	1750 X 350 X 12MM	1
P35834	DIVISÃO ESQUERDA / LEFT DIVISION	564 X 350 X 12MM	1
P35835	LATERAL ESQUERDA / LEFT SIDE	1750 X 350 X 12MM	1
P35836	BATENTE FRONTAL / FRONT SUPPORT	1000 X 90 X 12MM	1
P35837	LATERAL DE GAVETA / DRAWER SIDE	300 X 100 X 12MM	4
P35838	CONTRA FUNDO / DRAWER BACK	402 X 100 X 12MM	2
P35839	FRENTE DE GAVETA / DRAWER FRONT	444 X 240 X 12MM	2
P35840	PORTA DIR & ESQ / LEFT AND RIGHT DOOR	1600 X 221 X 12MM	2
P35841	PORTA CENTRAL / CENTRAL DOOR	1024 X 221 X 12MM	2
P35842	FUNDO DE GAVETA / DRAWER BACK	424 X 305 X 03MM	2
P35843	FUNDO INFERIOR / INFERIOR BACK	900 X 292 X 03MM	2
P35844	FUNDO SUPERIOR / SUPERIOR BACK	1015 X 444 X 03MM	2

LISTA DE ACESSÓRIOS / LIST OF ACCESSORIES			
A	PARAFUSO / SCREW M4X25MM	8	
B	PORCA / NUT M4	8	
C	COLA / GLUE	1	
D	PUXADOR FIAZZI / HANDLE 128MM	6	
E	PARAFUSO / SCREW 3.5X25MM	12	
F	PARAFUSO / SCREW 3.5X40MM	38	
G	PREGO / NAIL 12X12MM	6	
H	PREGO / NAIL 08X08MM	80	
I	CALÇO / METAL SHIM 5MM	12	
J	DOBRADIÇA / METAL HINGE	12	
K	CANTONEIRA / METAL CONNECTION	12	
L	CAVILHA / PLUG 6X30MM	8	
M	SAPATA L / FOOT L	6	
N	PARAFUSO / SCREW 3.5X20MM	8	
O	PARAFUSO / SCREW 3.5X12MM	100	
P	CORREDIÇA PLÁSTICA / PLASTIC SLIDE	4	
Q	SUPORTE CABIDE / SUPPORT	4	
R	UNIÃO DE FUNDO / UNION BACK	9	
S	CALÇO CANECA DOBRADIÇA / SHIM OF HINGE	12	
U	PERFIL H / PROFILE 1015MM	1	
V	PERFIL H / PROFILE 890MM	1	
X	CABIDEIRO / SUPPORT 330MM	2	

1º PASSO - PREPARAÇÃO DAS PEÇAS / 1º STEP - PARTS PREPARATION

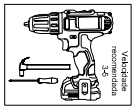

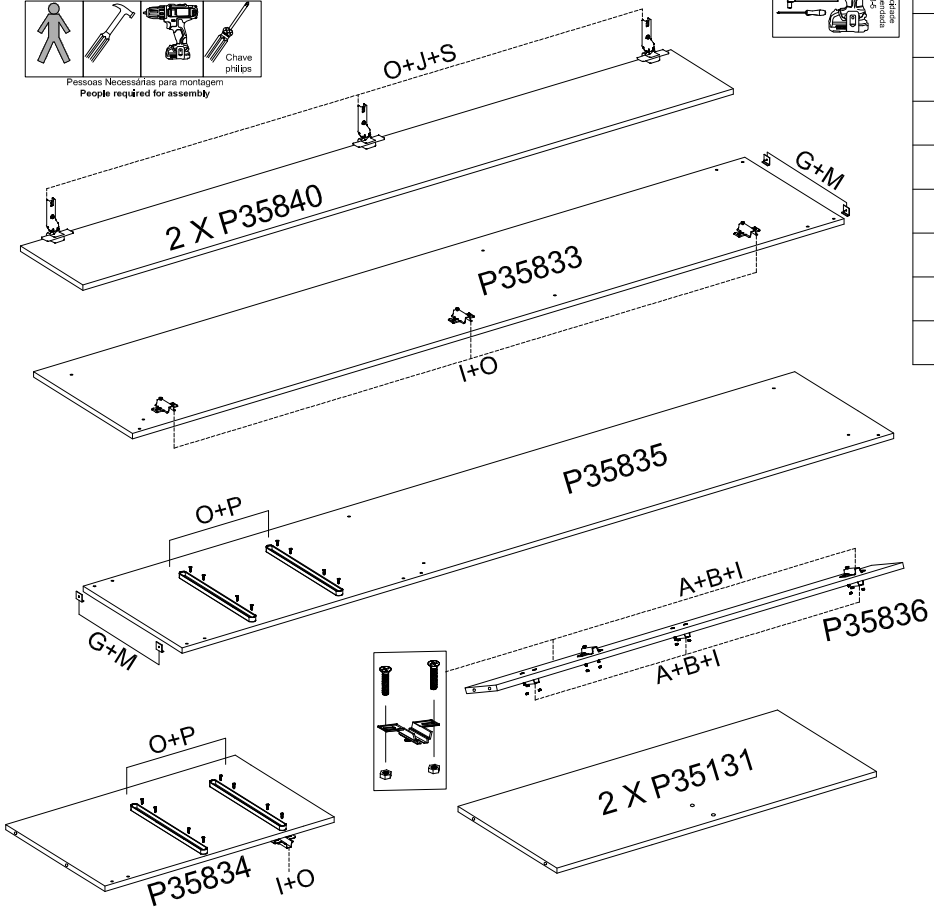

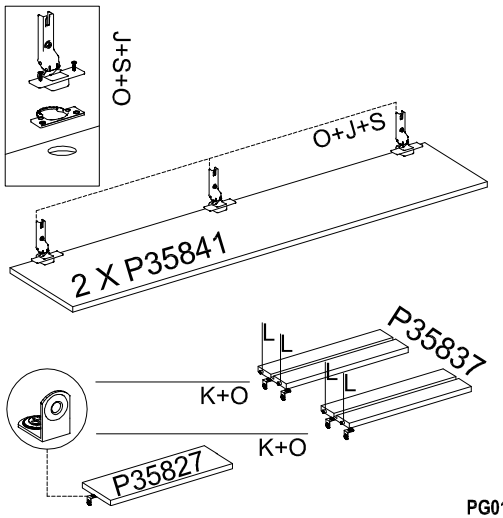

5º PASSO - PREGAR OS FUNDOS / STEP - NAIL THE BACK

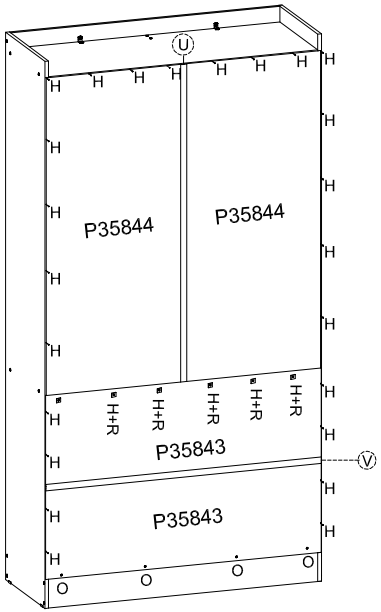

12/07/2022 12:39:21

2º PASSO - MONTAGEM PARTE INFERIOR
STEP - INFERIOR ASSEMBLY

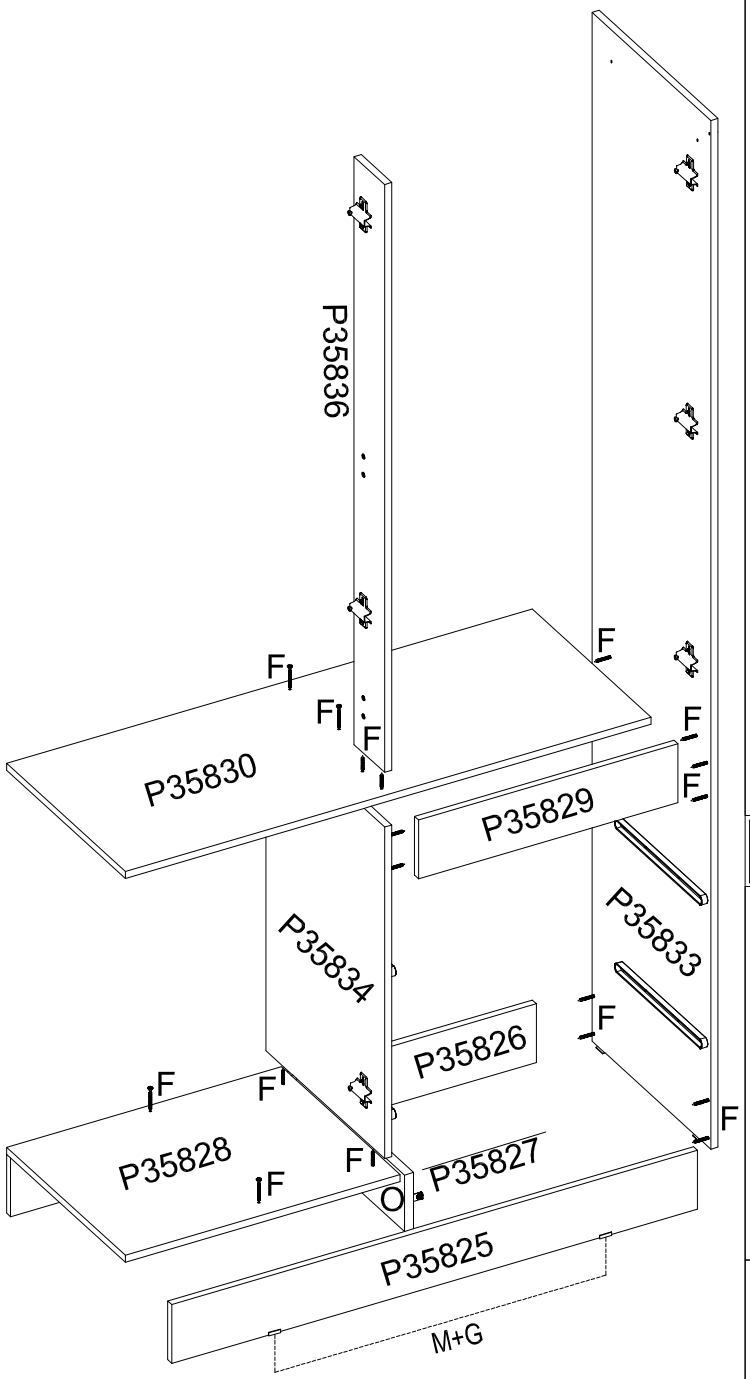

3º PASSO -
STEP -

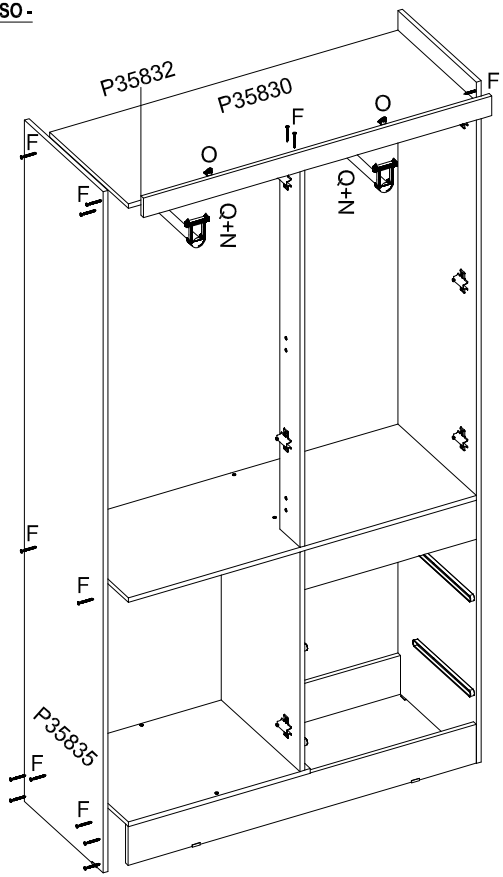

MONTAGEM DAS GAVETAS
DRAWER ASSEMBLY

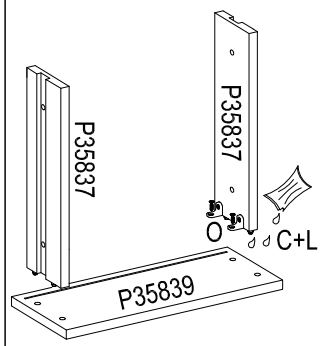

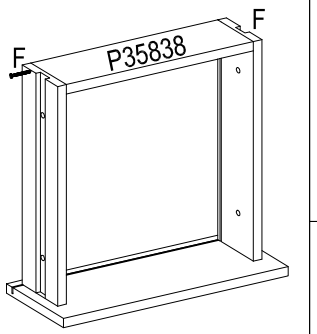

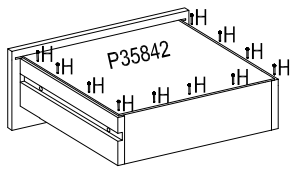

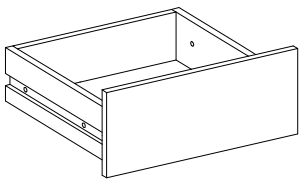

4º PASSO -
STEP -

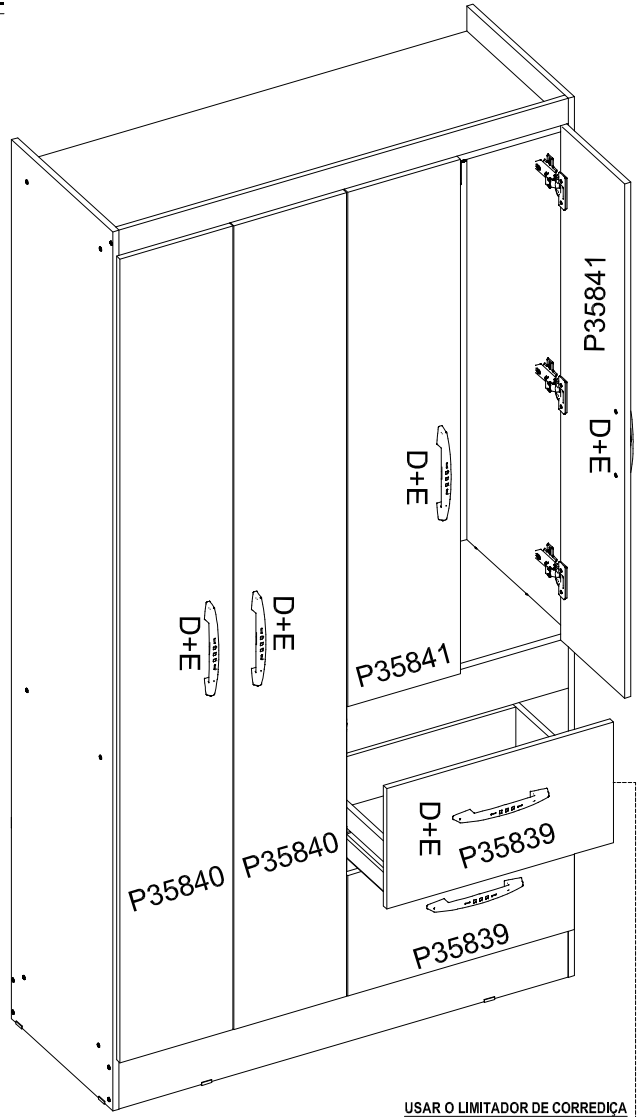

USAR O LIMITADOR DE CORREDIÇA APÓS A COLOCAÇÃO DA GAVETA

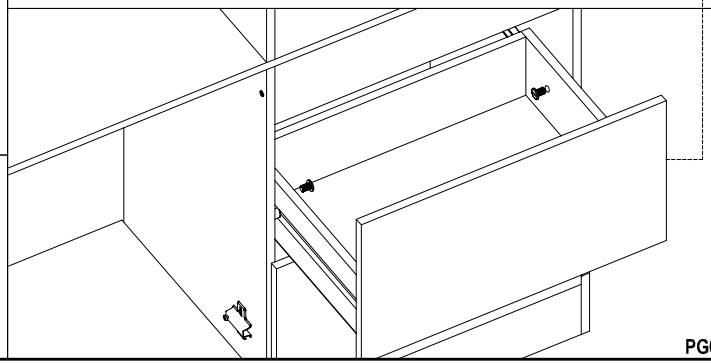

12/07/2022 12:39:44