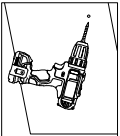
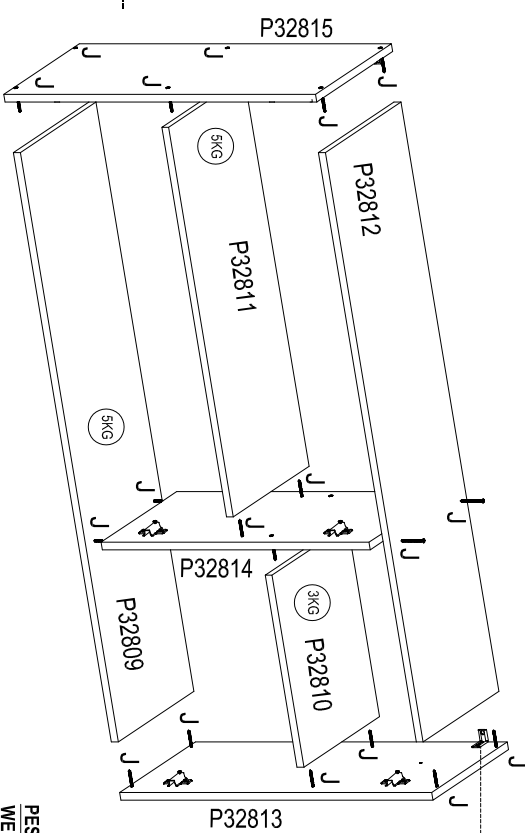


2º PASSO - MONTAGEM
STEP - ASSEMBLY

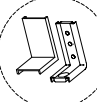
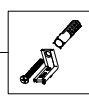


Furar a parede com broca 8mm para inserção da bucha 8mm.

Drill the wall with drill 8mm for insertion of the 8mm bushing.



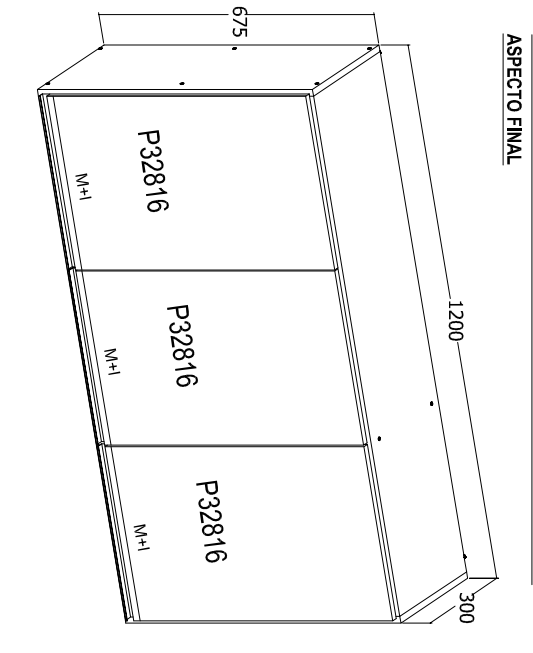
G+H+B+I



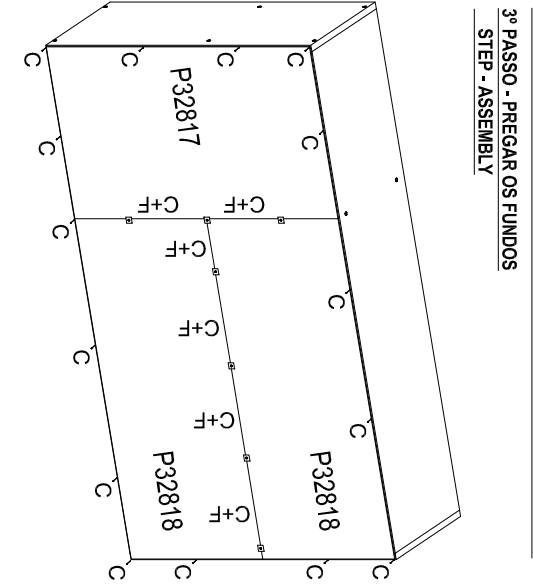
G+H

PESO TOTAL SUPORTADO 13KG
WEIGHT SUPPORTED

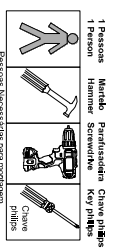
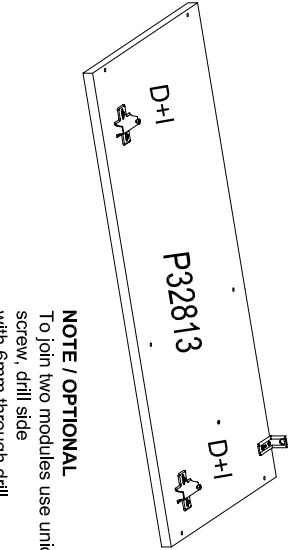
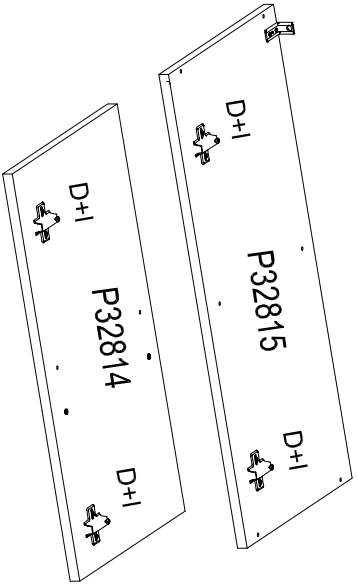
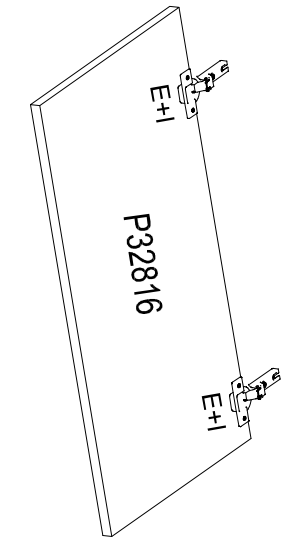
ASPECTO FINAL



3º PASSO - PREGAR OS FUNDOS
STEP - ASSEMBLY



1º PASSO - PREPARAÇÃO DAS PEÇAS
STEP - PART OF ASSEMBLY



1 Pessoas
1 Person
FERRAMENTAS NECESSÁRIAS PARA MONTAGEM
People required for assembly

PRODUTOS	PRODUTOS	CÓDIGO :A219	QTD.
AÉREO 3P 120CM	NOME DA PEÇA / NAME OF PARTS	DIMENSÕES / MEASURES	QTD.
P0	BASE /	1166 X 300 X 15MM	1
P32809	PARATELEIRA DIREITA / RIGHT SIDE	380 X 300 X 15MM	1
P32810	PARATELEIRA ESQUERDA / LEFT SIDE	771 X 300 X 15MM	1
P32811	CHAPÉU / TOP	1166 X 300 X 15MM	1
P32812	LATERAL DIREITA / RIGHT SIDE	675 X 300 X 15MM	1
P32813	LATERAL ESQUERDA / LEFT SIDE	645 X 300 X 15MM	1
P32814	DIVISÃO / DIVISION	675 X 300 X 15MM	1
P32815	LATERAL ESQUERDA / LEFT SIDE	630 X 390 X 15MM	3
P32816	PORTA / DOOR	670 X 400 X 03MM	1
P32817	FUNDO DIREITO / RIGHT SIDE	791 X 335 X 03MM	2
P32818	FUNDO ESQUERDO / LEFT SIDE		

LISTA DE ACESSÓRIOS / LIST OF ACCESSORIES	QTD.
A CAPA PLÁSTICA / PLASTIC FIXER	2
B PARAFUSO / SCREW 5,5X50MM	2
C PREGO / NAIL 08X08MM	50
D CALÇO / SHIM 5MM	6
E DOBRADILHA / HINGE	6
F UNIÃO DE FUNDO / UNION BACK	7
G FIXADOR L / FIXER L	2
H BUCHA / PLASTIC ANCHOR	2
I PARAFUSO / SCREW 3,5X12MM	34
J PARAFUSO / SCREW 4,0X50MM	20
K PARAFUSO DE UNIÃO / UNION SCREW	2
L LOGOMARCA / TAG	1
M PUXADOR PERFIL / HANDLE 390MM	3

NOTE / OPTIONAL
To join two modules use union screw, drill side with 6mm through drill.

OBSERVAÇÃO / OPCIONAL
Para unir dois módulos usar parafuso de união, furar lateral com broca 6mm passante.

